

# CLEARVIEW VALUE FLOW METER

ClearView Flow Meter is an economical way to monitor water flows, observe case drain flows and verify pump outputs.



## TECHNICAL SPECIFICATIONS

**Measuring Accuracy**  
±2% of full scale

**Repeatability**  
±1% of full scale

**Flow Measuring Range**  
1-30 GPM (5-110 LPM)

**Maximum Operating Pressure**  
325 PSIG (22.4 Bar)

**Maximum Operating Temperature**  
ClearView H2O 200°F (93°C) (water only)  
ClearView+ 250°F (121°C)

**Standard Calibration Fluids**  
Oil monitors: DTE 25® @110°F (43°C),  
0.873 sg  
Water monitors: tap water @70°F (21°C),  
1.0 sg

**Filtration Requirements**  
74 micron filter or 200 mesh screen  
minimum

## MATERIALS OF CONSTRUCTION (WETTED COMPONENTS)

	ClearView H2O	ClearView +
End Ports	Brass, Ryton®	Brass, Ryton®
Seals	Viton	Viton
Spring	Stainless Steel	Stainless Steel
Body	Polycarbonate	Polysulfone
Indicator	Polysulfone	Polysulfone

*Ryton is a registered trademark of the Chevron Phillips Chemical Company LLC. Buna-N is a registered trademark of Chemische Werke Huls. DTE is a registered trademark of Exxon Mobil.*

## BENEFITS

### Visual Inspection of Fluid

The transparent body allows for visual inspection of fluid conditions. Diagnose problems at a glance.

### Unrestricted Mounting

Allows for horizontal, vertical or inverted installation and does not require straight plumbing on inlet or outlet.

### Compact Design

Measures less than 8" long and 2-7/16" diameter with a rigid tube and union nut design.

### Multiple Materials and Calibrations Available

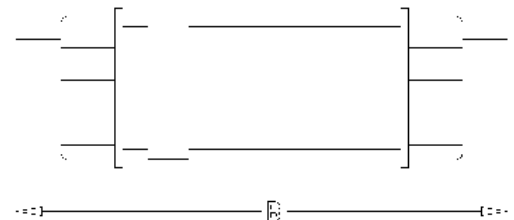
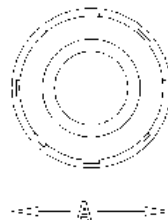
With a variety of wetted materials of construction and media calibrations, the meter will be well suited to your process.

### Sensing Method Assures Accuracy

The proven variable area piston metering assembly provides accurate, dependable flow rate indication.

## MECHANICAL - SIZE CODE

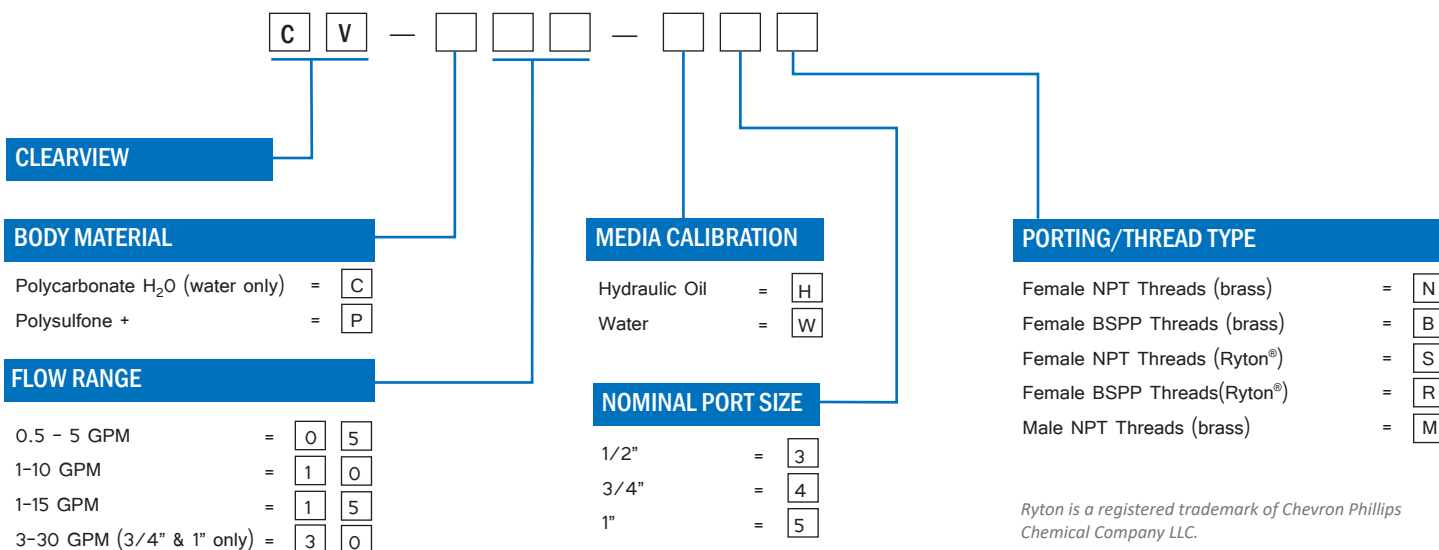
DIM	1/2" Female	3/4" Female	1" Female
A	2-7/16" (62 mm)	2-7/16" (62 mm)	2-7/16" (62 mm)
B - Brass	7-5/32" (182 mm)	7-9/16" (192 mm)	7-9/16" (192 mm)
B - Ryton	7-9/16" (192 mm)	7-9/16" (192 mm)	7-9/16" (192 mm)
Port Type	NPTF, BSPP	NPTF, BSPP	NPTF, BSPP
DIM	1/2" Male	3/4" Male	1" Male
B - Brass	7-21/32" (194 mm)	8-1/64" (204 mm)	8-3/16" (208 mm)
Port Type	NPTF	NPTF	NPTF



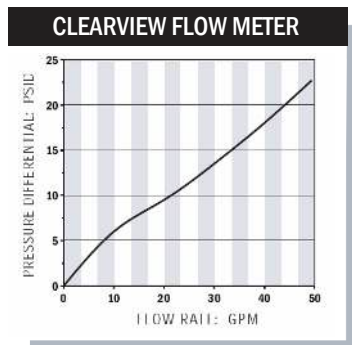
# CLEARVIEW VALUE FLOW METER

ClearView Flow Meter is an economical way to monitor water flows, observe case drain flows and verify pump outputs.

## PART NUMBER GUIDE



## TYPICAL PRESSURE DIFFERENTIALS



Products may be subject to change without notice - Contact factory for the most up-to-date product information.