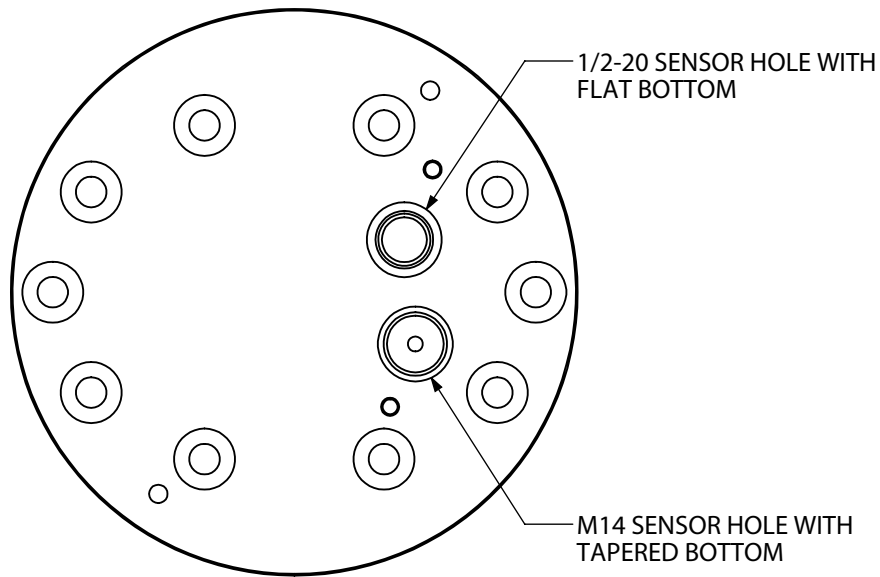
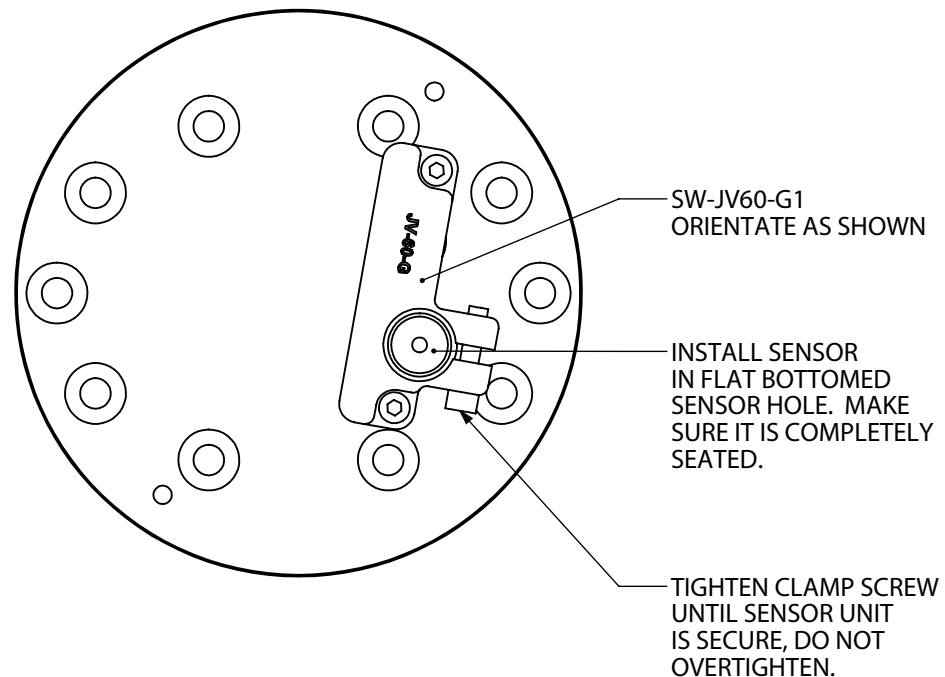


INSTALLATION OF SW-JV60-G1 CLAMP FITTING

TOP VIEW
JVx-60xG
Without Clamp fitting



TOP VIEW
JVx-60xG
With Clamp Fitting



A	UPDATED TEMPLATE AND DRAWING NUMBER	1/7/2009	SAH
REV.	DESCRIPTION	DATE	APPROVED

AW-LAKE COMPANY USE ONLY

TOLERANCES UNLESS NOTED
ENGLISH

THIS PRINT, INCLUDING THE INFORMATION CONTAINED IN IT IS THE PROPERTY OF AW-LAKE COMPANY. IT IS CONSIDERED PROPRIETARY IN NATURE AND MAY NOT BE USED OR DISCLOSED OUTSIDE OF AW-LAKE COMPANY, EXCEPT UNDER PRIOR WRITTEN AGREEMENT. ANY MODIFICATIONS MADE TO OR COMMENTS WRITTEN ON THIS DRAWING BY UNAUTHORIZED PERSONNEL WILL VOID THIS DRAWING. ALL DIMENSIONS SHOWN ARE SUBJECT TO CHANGE WITHOUT NOTICE.

PROJECT NAME: INSTALLATION GUIDE SW-JV60-G1

PART DESCRIPTION:

MATERIAL:

FINISH:

HARDENING:

DRAWING NUMBER: SWJV900A

REV: A

PART NUMBER:

DATE: 01/07/09

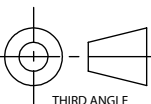
DRAWN BY: S. HONSBERGER

PAGE: 1 OF 2

SCALE: 0.6:1



2440 W. Corporate Preserve Dr. #600
Oak Creek, WI 53154
Phone: 414.574.4300
Fax: 414.574.4301



THIRD ANGLE