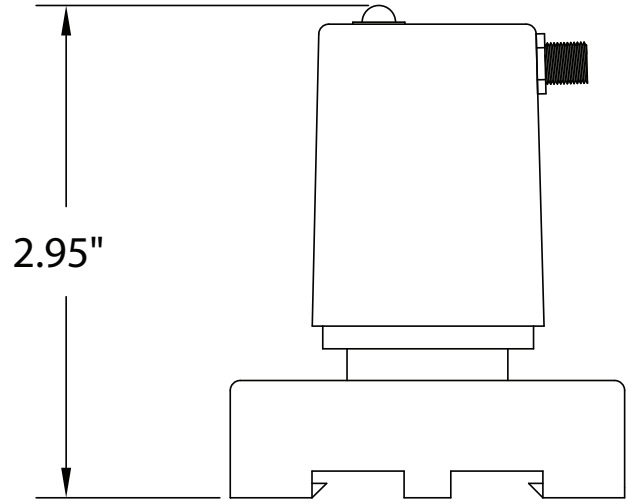
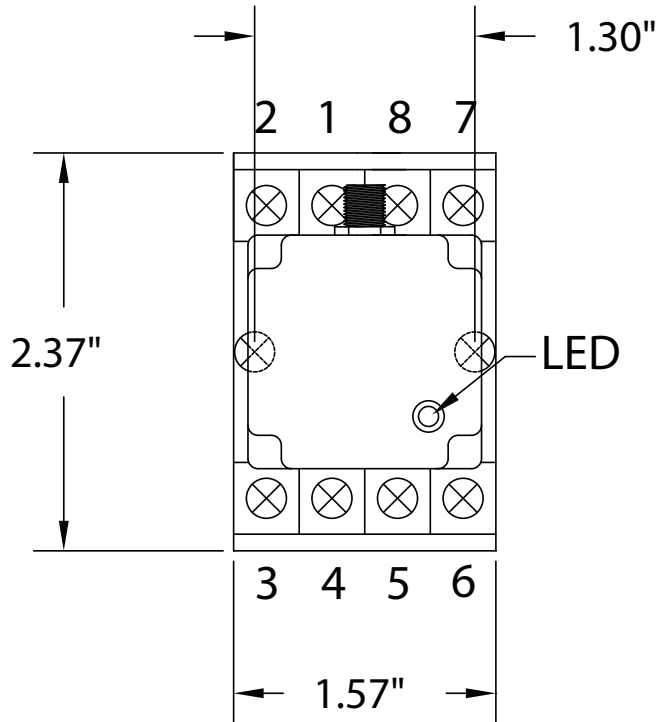
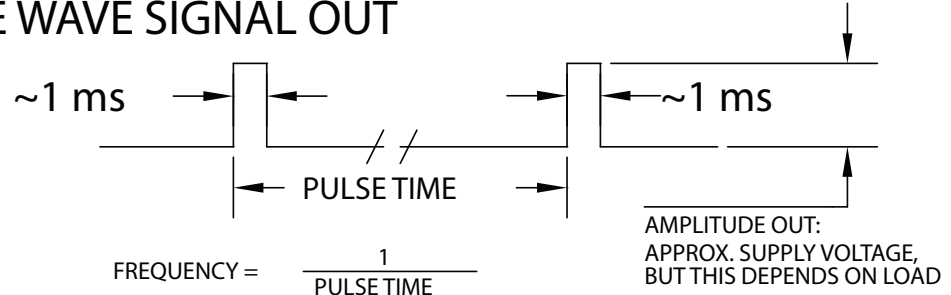


OPTV-20

- 2 - COMMON
- 1 - +7-24 VDC
- 8 - OPTICAL RECEIVER GROUND
- 7 - SQUARE WAVE SIGNAL OUT



SOCKET CAN ALSO BE USED WITH
SNAP-ON TRACK MOUNTING

REV.	DESCRIPTION OF CHANGE	DATE	BY
C	INCREASED SUPPLY SPEC. TO 24Vdc	08-18-93	G.S.
B	ADDED TIMING DIAGRAMS	03-21-96	G.S.

AW-LAKE COMPANY USE ONLY

THIS PRINT, INCLUDING THE INFORMATION CONTAINED IN IT, IS THE PROPERTY OF AW-LAKE COMPANY. IT IS CONSIDERED PROPRIETARY IN NATURE AND MAY NOT BE USED OR DISCLOSED OUTSIDE OF AW-LAKE COMPANY, EXCEPT UNDER PRIOR WRITTEN AGREEMENT. ANY MODIFICATIONS MADE TO OR COMMENTS WRITTEN ON THIS DRAWING BY UNAUTHORIZED PERSONNEL WILL VOID THIS DRAWING. ALL DIMENSIONS SHOWN ARE SUBJECT TO CHANGE WITHOUT NOTICE.



AW-LAKE COMPANY
A TASI GROUP COMPANY

8809 INDUSTRIAL DRIVE
FRANKSVILLE, WI 53126
TEL. # (262) 884-9800
FAX. # (262) 884-9810

TITLE: OPTV-20			
DRAWING NUMBER: OPT2300C	PART NUMBER: AP04000A		
DATE: 5-20-02	REV: C	DRAWN BY: SHANE WILSON	
CHECKED BY: C.H.	PAGE 1 OF 1	SCALE: NONE	