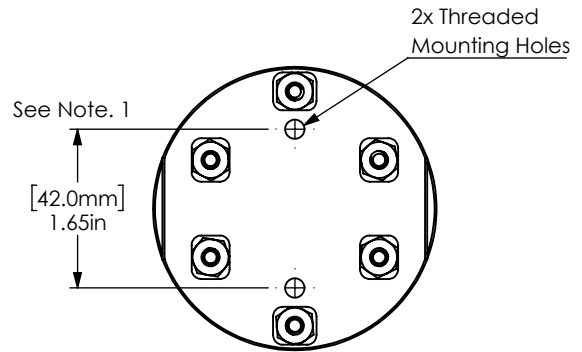
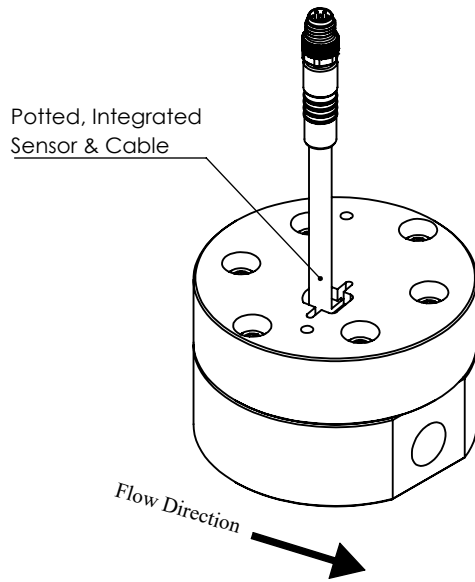
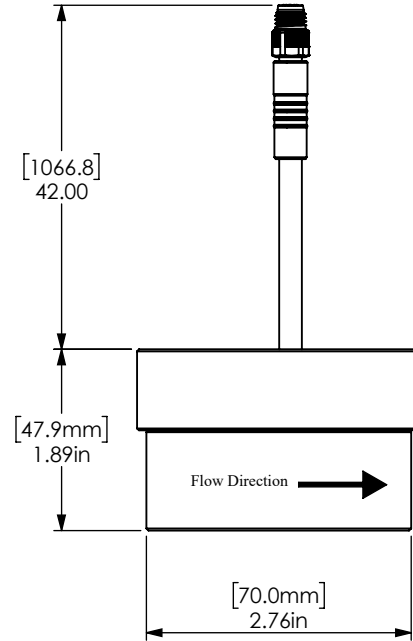
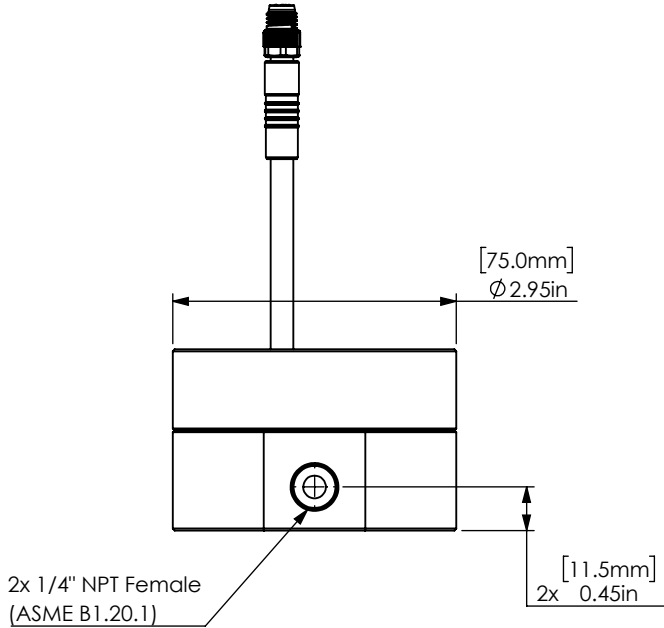


M8 Female Connector, 6 Contacts

PIN #	DESCRIPTION
1	Power, 3.5V DC - 24V DC
2	Ground
3	Flow Signal 1
4	N/C
5	Flow Signal 2 (Flow Direction)
6	N/C

NOTES:

1. Mounting Hole Location and Size will change with Final Molded Version.
2. Cable Length is currently fixed at 42in.



2440 W Corporate Preserve Dr #600
Oak Creek, WI 53154
Phone: 414.574.4300
Fax: 414.574.4301

UNITS: INCHES

TOLERANCES UNLESS OTHERWISE NOTED

INCHES
.XXX ± .001
.XX ± .005
.X ± .01
FRAC. ± 1/64
ANG. ± 5°



Surface Roughness [Ra]: 64µin / 1.6µm

DRAWING NO.: 3008789-B (DIM)

PART NO.:
3008789-A

PART NO. (Legacy): n/a

PART NO. (Supplier): Cust. #: 3008789

MATERIAL: n/a

DESCRIPTION:
JVx-12TC PEEK, Spur Gear Meter, Machined

Cert. Controlled: No

Cert. Type:

SCALE: 1:2

SHEET: 1 OF 1

SIZE: A

REV: **A**

Status:
Released

DRAWN BY:
SH

DATE:
2/19/2025

MODELED BY:
S. Honsberger

DATE:

10/11/2024

REV.	DATE	BY	DESCRIPTION	APPR. BY	DATE	ECN No.
A	2/19/2025	SH	Initial Release	SH	2/19/2025	N/A

REVISIONS

THIS PRINT, INCLUDING THE INFORMATION CONTAINED IN IT IS THE PROPERTY OF AW-LAKE COMPANY. IT IS CONSIDERED PROPRIETARY IN NATURE AND MAY NOT BE USED OR DISCLOSED OUTSIDE OF AW-LAKE COMPANY, EXCEPT UNDER PRIOR WRITTEN AGREEMENT. ANY MODIFICATIONS MADE TO OR COMMENTS WRITTEN ON THIS DRAWING BY UNAUTHORIZED PERSONNEL WILL VOID THIS DRAWING. ALL DIMENSIONS SHOWN ARE SUBJECT TO CHANGE WITHOUT NOTICE.

THIS PRINT, INCLUDING THE INFORMATION CONTAINED IN IT IS THE PROPERTY OF AW-LAKE COMPANY. IT IS CONSIDERED PROPRIETARY IN NATURE AND MAY NOT BE USED OR DISCLOSED OUTSIDE OF AW-LAKE COMPANY, EXCEPT UNDER PRIOR WRITTEN AGREEMENT. ANY MODIFICATIONS MADE TO OR COMMENTS WRITTEN ON THIS DRAWING BY UNAUTHORIZED PERSONNEL WILL VOID THIS DRAWING. ALL DIMENSIONS SHOWN ARE SUBJECT TO CHANGE WITHOUT NOTICE.